



FIAT CHRYSLER AUTOMOBILES



**FLEET INFORMATION CENTER AND WEB SITE.** You can reach the Fleet Information Center at 1-800-999-FLEET (3533) Monday – Friday from 8 a.m. to 6 p.m. ET. For information 24/7, visit our Web site at [fcausfleet.com](http://fcausfleet.com) This comprehensive, easy-to-use site offers online tools such as Build-a-Vehicle and Dealer Locator.

<sup>(1)</sup>When properly equipped. <sup>(2)</sup>Based on 2017MY vehicle information. <sup>(3)</sup>Requires a mobile phone equipped with the Bluetooth Hands-Free Profile. Visit [UconnectPhone.com](http://UconnectPhone.com) for system and device compatibility. <sup>(4)</sup>Always look before proceeding, electronic drive aid is not a substitute for conscientious driving; always be aware of your surroundings. <sup>(5)</sup>Based on 2017 EPA estimated 21 city/28 hwy mpg. Actual mileage may vary. <sup>(6)</sup>Based on Standard Pickup Segment. Manufacturer's estimated 29 highway mpg with 3.0L EcoDiesel V6 engine and eight-speed automatic transmission, 4x2 HFE model. Actual mileage may vary. <sup>(7)</sup>2017 EPA estimated 17 city/25 mpg hwy based on Ram 1500 3.6L V6 4x2. Actual results may vary. <sup>(8)</sup>Based on 2017 EPA estimated 19 city/28 hwy mpg with 3.6L engine with start/stop and 9-speed automatic transmission. Actual mileage may vary. <sup>(9)</sup>Based on 2017 EPA estimated miles per gallon equivalent (MPGe). Actual mileage may vary. <sup>(10)</sup>This system is a driver convenience system, not a substitute for active driver involvement. The driver must remain aware of traffic conditions and maintain control of the vehicle. <sup>(11)</sup>ACC is a driver convenience system, not a substitute for active driver involvement. The driver must remain aware of traffic conditions and be prepared to use brakes to avoid collisions. <sup>(12)</sup>2017 EPA estimated 23 city/32 hwy mpg with 2.4L engine and 6-speed manual transmission. Actual mileage may vary. <sup>(13)</sup>2017 EPA estimated 24 city/31 hwy mpg with 1.4L engine and 6-speed manual transmission. Actual mileage may vary. <sup>(14)</sup>SiriusXM subscriptions for audio and data services are sold by SiriusXM to follow your trial subscription. **If you decide to continue listening after your trial, the subscription plan you choose will automatically renew thereafter and you will be charged according to your chosen payment method at then-current rates.** Fees and taxes apply. To cancel, you must call SiriusXM at 1-866-635-2349. See the SiriusXM Customer Agreement for complete terms and more information at [siriusxm.com](http://siriusxm.com). All fees and programming subject to change. Your equipment and features for SiriusXM services will vary depending upon the vehicle you select and may be limited in select markets. <sup>(15)</sup>2017 EPA estimated 21 city/30 hwy mpg with 2.4L engine and 9-speed automatic transmission. Actual mileage may vary. <sup>(16)</sup>Based on 2017 manufacturer testing. Actual mileage may vary. <sup>(17)</sup>2017 EPA estimated 17 city/21 hwy mpg with 3.6L engine and 6-speed manual transmission. Actual mileage may vary. <sup>(18)</sup>No system, no matter how sophisticated, can repeal the laws of physics or overcome careless driving actions. Performance is limited by available traction, which snow, ice and other conditions can affect. When the ESC warning lamp flashes, the driver needs to use less throttle and adapt speed and driving behavior to prevailing road conditions. Always drive carefully, consistent with conditions. Always wear your seat belt. <sup>(19)</sup>2017 EPA estimated 17 city/25 hwy mpg. Actual mileage may vary. Properly secure all cargo. <sup>(20)</sup>The Advanced Front Air Bags in this vehicle are certified to the new U.S. Federal regulations for Advanced Air Bags. Children 12 years old and younger should always ride buckled up in a rear seat. Infants in rear-facing child restraints should never ride in the front seat of a vehicle with a passenger front air bag. All occupants should always wear their lap and shoulder belts properly. <sup>(21)</sup>2017 EPA estimated 19 city/26 mpg hwy with 3.6-liter engine (RWD), when properly equipped. Actual mileage may vary. <sup>(22)</sup>2017 EPA estimated 25 city/33 hwy mpg with 1.4L engine and 6-speed manual transmission. Actual mileage may vary. <sup>(23)</sup>2017 EPA estimated 31 city/38 hwy mpg with 1.4L engine and 5-speed manual transmission. Actual mileage may vary. <sup>(24)</sup>2017 EPA estimated 22 city/30 hwy mpg with 1.4L engine and 6-speed automatic transmission. Actual mileage may vary. <sup>(25)</sup>Based on 2017 EPA estimated 19 city/30 hwy mpg with 3.6L engine and 8-speed automatic transmission. Actual mileage may vary. <sup>(26)</sup>Based on 2017 EPA estimated 4x2 22 city/30 hwy mpg. Actual mileage may vary. <sup>(27)</sup>EPA estimated 19 city/27 hwy mpg with 3.6L engine and eight-speed automatic transmission, RWD. Actual mileage may vary. <sup>(28)</sup>Sold only in California and Oregon.

©2017 FCA US LLC. All Rights Reserved. Chrysler, Dodge, Jeep, Ram, Mopar, SRT, the Chrysler wing badge, the Jeep grille, the Ram's Head logo, Charger, Charger Pursuit, Chrysler 300, Active Air, AllSecure, BusinessLink, Command Trac, Compass, Durango, Grand Caravan, Grand Cherokee, Cherokee, HEMI, Journey, Pacifica, ParkSense, ParkView, Pentastar, Ram ProMaster, Ram ProMaster City, Quadra-Drive, Quadra-Drive II, Quadra-Lift, Quadra-Trac I, Quadra-Trac II, R/T, RamBox, Renegade, Rubicon, Selec-Terrain, Sentry Key, Stow 'n Go, Stow 'n Place, Tigershark, TorqueFlite, Tradesman, Trailhawk, Trail Rated, Uconnect and Wrangler are registered trademarks, and Active-Level, Automobility, HFE, Jeep Active Drive, Keyless Enter 'n Go, SafetyTec and Stow 'n Vac are trademarks of FCA US LLC. FIAT is a registered trademark of FCA Group Marketing S.p.A., used under license by FCA US LLC. Case is a registered trademark of CNH Industrial America LLC. MultiAir is a registered trademark of C.R.F., Società Consortile per Azioni, used under license by FCA US LLC. All product specifications are based on authorized information as of 4/6/2017. Photographs within this piece are for representation purposes only. Some vehicles are shown with available aftermarket accessories. Vehicle features listed are not all standard and some vehicle information is based on 2017MY specifications. AISIN is a registered trademark of Aisin Seiki Co., Ltd. Alpine and the Alpine logo are registered trademarks of Alpine Electronics, Inc. Android Auto is a trademark of Google Inc. The trademarks Beats by Dr. Dre, Beats, BeatsAudio and the b logo are the property of Beats Electronics, LLC. Bluetooth is a registered trademark owned by Bluetooth SIG, Inc. Blu-ray is a trademark of Blu-ray Disc Association. Bosch is a registered trademark of Robert Bosch GmbH. Brembo is a registered trademark of Brembo SpA. Cummins is a registered trademark of Cummins, Inc. Dana is a registered trademark of Dana Corporation. Havis is a registered trademark of Havis, Inc. iPod is a registered trademark and Apple CarPlay is a trademark of Apple Inc. RIDGID is a registered trademark of RIDGID, Inc. All Rights Reserved. Sirius, XM and all related marks and logos are trademarks of SiriusXM Radio Inc.

## 2018 FCA PRODUCT SHOWCASE





Properly secure all cargo.

## RAM PROMASTER®

**UP TO 4,430**  
PAYLOAD (LB) (CARGO VAN)

**5,100**  
MAX TOWING (LB) (CARGO VAN)

**462.8**  
MAX CARGO VOLUME (CU. FT.)

### RAM PROMASTER

Ram ProMaster 1500/2500/3500 models feature performance-friendly Front-Wheel-Drive (FWD) engineering, two roof heights, four overall lengths and three wheelbase lengths

3.6L Pentastar® V6 features Electronic Throttle Control and available integrated cruise control; 6-speed Automatic with Tow/Haul Mode:

– 280 hp/260 lb-ft of torque – Standard

MacPherson strut front suspension with large, 62-mm twin-tube shock absorbers FWD System

Body-on-frame integral (unibody) engineering

Rack and pinion steering with telescoping steering column

Wheelbases: 118 in, 136 in, 159 in – Available

Remote Start – Available

Driver's and passenger six-way adjustable seat with lumbar adjuster – Available  
Uconnect® 3 AM/FM with 5-inch display, Integrated Voice Command<sup>(3)</sup> with Bluetooth® – Available

ParkSense® Rear Park Assist<sup>(4)</sup> – Available

### RAM PROMASTER – CARGO VAN

Max towing, all models: 5,100 lb<sup>(1)(2)</sup>

Roof heights: standard roof, 88.7 in; available high roof, 99.4 in

55.8 Cargo Width – Between wheel wells (in)

Cargo heights: 65.4 in, 76.0 in – Available

Cargo partitions – Available

Cargo volumes: 1500: 259.2, 303.7 or 352.9 sq. ft.; 2500: 352.9 or 420.2 sq. ft.; 3500: 420.2 or 462.8 sq. ft.

36.3 Turning Diameter (ft) – Standard on 118-inch Cargo Van



Properly secure all cargo.

## RAM PROMASTER CITY®

**UP TO 28**  
MPG<sup>(5)</sup>  
HWY

**UP TO 1,883**  
PAYLOAD (LB)

**131.7**  
CARGO VOLUME (CU. FT.)

### RAM PROMASTER CITY – CARGO VAN AND PASSENGER WAGON MODELS

2.4L Tigershark® MultiAir®2 – Standard

– Up to 28 mpg hwy<sup>(5)</sup>

– 178 hp/174 lb-ft of torque

– Includes three-piece air cleaner that enables simplified service and helps reduce cost of ownership

9-speed Automatic transmission – Standard

– Equipped with Electronic Range Select (ERS), an electromechanical gear selection system that provides you with control of the transmission

Large rear doors open in a convenient 60/40 split

Bi-link rear suspension

Uconnect® 3 NAV with 5-inch display – Available

ParkView® Rear Back-Up Camera<sup>(4)</sup> – Standard

ParkSense® Rear Park Assist<sup>(4)</sup> – Available

48.4-inch cargo width between wheel wells fits a standard pallet

23.3-inch rear lift-in height

21.5-inch side-door step-in height

Dual sliding doors open to 25.8 inches on Cargo Vans

Oil change intervals up to 10,000 miles

GVWR – 5,395 lb

150-lb roof weight capacity<sup>(1)(2)</sup>

Fold-and-tumble design for the rear seating configures into nine different variations – Wagon models only

In-floor tie-down rings – Six rings on Cargo Van; four rings on Wagon models

Roof Rack Side Rails and Crossbars – Available

### RAM PROMASTER CITY – CARGO VAN

Payload – Up to 1,883 lb<sup>(1)(2)</sup>

Cargo Capacity – 131.7 cu. ft.

Towing – 2,000 lb<sup>(1)(2)</sup>

Multiple partitions – Available

Upfit-friendly vertical walls



UP TO **29** MPG<sup>(6)</sup> HWY  
**10,620** MAX TOWING (LB)<sup>(1)(2)</sup>  
**8-SPEED** AUTOMATIC TRANS

UP TO **900** LB-FT DIESEL TORQUE (3500)

**17,980** MAX TOWING (LB) (2500)

**31,210** MAX TOWING (LB) (3500)

**23,770** MAX TOWING (LB) (3500)

**25,650** MAX TOWING (LB) (4500)

**30,600** MAX TOWING (LB) (5500)

## RAM 1500

- 3.0L EcoDiesel V6 with B20 (biodiesel) capability – Available
  - 240 hp/420 lb-ft of torque
  - Up to 29 mpg hwy<sup>(6)</sup> with EcoDiesel HFE (High Fuel Efficiency) model
- 3.6L Pentastar<sup>®</sup> V6 with Variable Valve Timing (VVT) and Flex Fuel capability – Standard
  - 305 hp/269 lb-ft of torque
  - Up to 17 city/25 mpg hwy<sup>(7)</sup>
- 5.7L HEMI<sup>®</sup> V8 with Fuel Saver Technology and VVT – Available
  - 395 hp/410 lb-ft of torque
  - Towing up to 10,620 lb<sup>(1)(2)</sup> – Available
- TorqueFlite<sup>®</sup> 8-speed Automatic transmission
  - Standard (excluding Ram 1500 Special Service vehicle)
  - Active grille shutters – Packaged with 8-speed transmission on select models
- Short-/long-arm front suspension with coil springs and stabilizer bar
- Multilink coil spring rear suspension – Standard
- Active-Level<sup>™</sup> Four-Corner Air Suspension System – Available
- High-strength steel frame with eight ultra-tough crossmembers
- Uconnect<sup>®</sup> 4C NAV with 8.4-inch display – Available
- Customizable 7-inch Driver Information Display (DID) – Available
- RamBox<sup>®</sup> Cargo Management System – Available

## RAM 2500/3500 HEAVY DUTY

- 5.7L HEMI V8 with VVT offers 383 hp and 400 lb-ft of torque – Standard on Single Rear Wheel models
- 6.4L gas-powered HEMI V8 offers 410 hp and 429 lb-ft of torque with 66RFE Automatic transmission – Available
- 6.7L Cummins<sup>®</sup> Turbo Diesel – Available
  - 350 hp/660 lb-ft of torque, with 6-speed Manual (2500/3500)
  - 370 hp/800 lb-ft of torque, with 6-speed Automatic (2500/3500)
  - 385 hp/900 lb-ft of torque, High Output, with 6-speed AISIN<sup>®</sup> heavy-duty Automatic (3500 only)
- Ram 2500: max payload capacity (3,990 lb)<sup>(1)(2)</sup> max GCWR (25,300 lb)<sup>(1)(2)</sup> and max towing (17,980 lb)<sup>(1)(2)</sup>
- Ram 3500: max payload capacity (7,390 lb)<sup>(1)(2)</sup> max GCWR (39,100 lb)<sup>(1)(2)</sup> and max towing (31,210 lb)<sup>(1)(2)</sup>
- ParkSense<sup>®</sup> Front and Rear Park Assist System<sup>(4)</sup> – Available
- Dual-mode Auto-Level Rear Air Suspension System – Available
- RamBox Cargo Management System – Available
- 8.4-inch touchscreen radio – Available
- Voice-operated phone technology – Available

## RAM 3500/4500/5500 CHASSIS CABS

- 6.4L gas-powered HEMI<sup>®</sup> V8 with 6-speed Automatic transmission – Standard on 3500
- 6.4L gas-powered HEMI V8 with 6-speed AISIN<sup>®</sup> heavy-duty Automatic with available Power Take-Off (PTO) capability – Standard on 4500 and 5500, Available on 3500
- 6.7L Cummins<sup>®</sup> Turbo Diesel, 320 hp/650 lb-ft of torque, mated with 6-speed Manual transmission with PTO capability – Available
- 6.7L Cummins High Output Turbo Diesel, 325 hp/750 lb-ft, mated with the 6-speed AISIN Automatic with PTO capability – Available
- Available Cummins engines include a “smart” diesel exhaust brake and 15,000-mile oil change intervals
- Ram Active Air<sup>®</sup> technology helps ensure optimal diesel performance – Included with Cummins
- 74-gallon total dual fuel tanks – Available
- Front-axle disconnect on 4x4 models – Standard

Max trailer weight (with the Cummins diesel): 3500, 23,770 lb; 4500, 25,650 lb; 5500, 30,600 lb

Max front GAWR: 6,000 lb<sup>(1)(2)</sup> (3500) and 7,250 lb<sup>(1)(2)</sup> (4500/5500) – Available

Max GCWRs:

- 3500: 31,000 lb<sup>(1)(2)</sup> – Available
- 4500: 33,500 lb<sup>(1)(2)</sup> – Available
- 5500: 38,500 lb<sup>(1)(2)</sup> – Available

50,000-psi rated rear frame strength

Enormous front and rear brake rotors, over 14-inches in diameter for 3500 and over 15-inches diameter for 4500/5500 – Standard

Tough heavy-duty suspension on all models

Integrated Trailer Brake Controller – Available

ParkSense<sup>®</sup> Front and Rear Park Assist System<sup>(4)</sup> – Available



## CHRYSLER PACIFICA



It's a minivan designed and built for the modern business owner. The reinvention of a legend started with a clean sheet of paper. The result — a vehicle with a brand new architecture, dramatic looks and unparalleled functionality, more than 100 standard and available safety and security features, and a choice of a gasoline or hybrid drivetrain.

Seating has expanded to accommodate up to eight people (available) on non-hybrid models while still featuring Stow 'n Go® Seating and Storage System and up to 243 different seating configurations. With rear seats stowed in the floor, a flat cargo space fits 4' x 8' sheets of plywood. Other features include available hands-free sliding doors and liftgate, a standard Rotary E-shift and a lightweight and easy-to-operate available vacuum by RIDGID.®

The Pacifica allows you to spend less money at the pump with an impressive 28 mpg hwy<sup>(8)</sup> while the hybrid model EPA estimated rating is an amazing 84 city MPGe.<sup>(9)</sup>



Available features include:

- Forward Collision Warning Plus with Active Braking (FCW+)<sup>(10)</sup>
- Adaptive Cruise Control with Stop and Go (ACC+)<sup>(11)</sup>
- Surround-View Camera<sup>(4)</sup>
- Lane Departure Warning Plus with Lane Keep Assist (LDW+)<sup>(10)</sup>
- Parallel and Perpendicular Park Assist<sup>(4)</sup>
- Stow 'n Vac™
- Tri-Pane Panoramic Sunroof
- Available seating for eight occupants
- Hands-free sliding doors and liftgate
- Uconnect® Theater with Streaming
- 9-speed Automatic transmission
- Hybrid model
- Capless fuel filler – Standard

Sliding door alert system – Standard

Remote Start System – Available

Stow 'n Go

Power folding third-row seat with one-touch operation – Available



## JEEP COMPASS



Introduced as an all-new model for 2017, Jeep® Compass embodies the attitude and capability that have brought this brand world-wide recognition — and make it a perennial Fleet favorite.

Classic Jeep Brand attributes — such as two available full-time Jeep Active Drive™ 4x4 systems with the Selec-Terrain® Traction Management System, with up to five settings and the ability to coordinate various vehicle systems — give you the power to tackle Mother Nature's toughest conditions.

While Jeep Brand engineering lets you handle the great outdoors with confident ease, Jeep Compass also delivers levels of comfort and sophistication that are people-friendly from the get-go. Sculpted forms for controls, ultra-comfortable seating and state-of-the-art electronics deliver an outstanding driving experience. Telematics and communications are at the peak of their development. With an available Trail Rated® badge, it all comes together as only Jeep can deliver.

Four trim levels: Sport, Latitude, Trailhawk® and Limited

2.4L Tigershark® I-4 engine, 180 hp/175 lb-ft of torque with:

- 6-speed Manual transmission – Standard on Sport and Latitude 4x4
- 6-speed Automatic transmission – Standard on Latitude and Limited 4x2
- 9-speed Automatic transmission – Standard on Trailhawk and Limited 4x4



Engine Stop/Start Technology (ESS) – Standard on Automatic transmissions

Two full-time 4x4 systems: fully disconnecting rear axle for maximum fuel economy – Available

Trail Rated 4x4 capability and Selec-Terrain Traction Management System with up to five modes – Available

3.5- or 7-inch Driver Information Display (DID) – Standard; size based on model  
Apple CarPlay™ and Android Auto™ capable – Available

Push-button start and steering wheel audio and cruise controls – Standard

Next Generation Uconnect® radios with choice of 5-, 7- or 8.4-inch touchscreen  
Uconnect 4C NAV with 8.4-inch display and GPS Navigation – Available

Heated steering and heated front seats – Standard on Limited; available on remaining models

60/40 rear split-folding seats including center armrest with cup holders – Standard

Three-position adjustable rear cargo floor – Available; based on spare tire

Power dual-pane panoramic sunroof – Available

Power liftgate – Available

Over 70 standard and available Safety and Security features



JEEP® RENEGADE®




JEEP CHEROKEE



JEEP® GRAND CHEROKEE



JEEP WRANGLER

 UP TO **31** MPG<sup>(1)</sup> HWY  
 UP TO **2,000**<sup>(1)</sup> MAX TOWING (LB)  
 **9-SPEED** AUTOMATIC TRANS

1.4L MultiAir® Turbo engine with 6-speed Manual transmission, 160 hp/184 lb-ft of torque – Standard on Sport and Latitude

2.4L Tigershark® engine with 9-speed Automatic transmission, 180 hp/175 lb-ft of torque – Standard on Trailhawk® and Limited; available on Sport and Latitude

Flex Fuel capability on front-wheel-drive (FWD) models equipped with 2.4L Tigershark engine

Trail Rated® 4x4 capability and Selec-Terrain® Traction Management System with up to five modes – Available

3.5- or 7-inch Driver Information Display (DID) – Standard depending on model  
Integrated Voice Command<sup>(3)</sup> hands-free communication system – Standard



Next Generation Uconnect® Radios with 5-, 7- or 8.4-inch touchscreen displays – Availability based on trim level

Apple CarPlay™ and Android Auto™ compatible – Available

SiriusXM® Travel Link<sup>(14)</sup> and SiriusXM Traffic Plus<sup>(14)</sup> with five-year trial subscription – Available

SiriusXM Guardian<sup>(14)</sup> with SOS call, Remote Vehicle Start and Stolen Vehicle Assistance including up to one-year trial subscription – Available

Up to 70 standard and available Safety and Security features

 UP TO **30** MPG<sup>(1)</sup> HWY  
 UP TO **2,000**<sup>(1)</sup> MAX TOWING (LB)  
 **9-SPEED** AUTOMATIC TRANS

2.4L Tigershark MultiAir2 I-4 gas engine with Flex Fuel capability, 184 hp/171 lb-ft of torque and up to 30 mpg hwy<sup>(15)</sup> – Standard

3.2L Pentastar® V6 gas engine, with ESS and 271 hp/239 lb-ft of torque – Available  
9-speed Automatic transmission – Standard

Jeep Active Drive II™ and full-time torque management and low range – Available  
Selec-Terrain Traction Management System with multiple modes, depending on surface – Available

7-inch Reconfigurable Multi-View Display – Available

Over 70 available Safety and Security features

ParkView® Rear Back-Up Camera<sup>(4)</sup> – Standard

Hill Start Assist (HSA) – Standard

SiriusXM Satellite Radio<sup>(14)</sup> with one-year trial subscription – Standard

Integrated Voice Command<sup>(3)</sup> with Bluetooth® – Standard

Cargo area includes eight tie-down loops – Standard

Second-row 60/40 folding seats – Standard

 UP TO **30** MPG<sup>(1)</sup> HWY  
 **7,400**<sup>(1)</sup> MAX TOWING (LB)  
 **9-SPEED** AUTOMATIC TRANS

3.0L EcoDiesel V6 with 240 hp/420 lb-ft of torque and 30 mpg hwy<sup>(16)</sup> – Available  
3.6L Pentastar® V6 with 295 hp (dual exhaust)/293 hp (single exhaust)/260 lb-ft of torque, with transmission oil heater, Engine Stop/Start (ESS) technology and electric power steering – Standard

Legendary 5.7L HEMI® V8 with Multi-Displacement System (MDS), 360 hp/390 lb-ft of torque – Available

8-speed Automatic transmission – Standard  
Transmission heater – Standard  
Towing capability: up to 7,400 lb<sup>(1)</sup> – Available

Choice of three 4x4 systems: Quadra-Trac I®, Quadra-Trac II® and Quadra-Drive® II with rear ELSD

Selec-Terrain® Traction Management System with five modes – Available

Quadra-Lift® Air Suspension System with five height settings for optimum ride performance – Available

7-inch Reconfigurable Multi-View Display

Trailer Tow Group IV – Includes 4- and 7- pin, wiring harness, class IV hitch receiver, compact spare tire and heavy-duty engine cooling – Available (except Laredo 4x2)

Stop/Start Dual Battery System – Standard

 UP TO **21** MPG<sup>(17)</sup> HWY  
 **3,500**<sup>(1)</sup> MAX TOWING (LB)  
 **6-SPEED** MANUAL TRANS

3.6L Pentastar V6 engine with 260 lb-ft of torque – Standard  
6-speed Manual transmission – Standard

Wrangler Rubicon® and Wrangler Unlimited Rubicon offer outstanding ground clearance

Wrangler offers legendary maneuverability

Electronic Stability Control (ESC)<sup>(18)</sup> – Standard

Skid plates, fog lamps and tow hooks – Standard

Up to 3,500-lb towing capacity<sup>(1)</sup>

Fold-and-tumble rear bench seats on Wrangler two-door models – Available

60/40 split-bench rear seat – Wrangler Unlimited four-door

Wash-out interior for easy cleanup – Standard

Wrangler Unlimited in right-hand-drive model – Available

Sentry Key® antitheft engine immobilizer – Standard



Full center console with locking storage – Standard

Command-Trac® 4x4 system – Standard

Dana® 44 heavy-duty rear axle – Standard



## DODGE GRAND CARAVAN

 UP TO **25** MPG<sup>(18)</sup> HWY  
 **3,600**<sup>(11)</sup> MAX TOWING (LB)  
 **6-SPEED** AUTOMATIC TRANS

The 3.6L Pentastar® V6 with Flex Fuel capability offers outstanding fuel economy: 17 city/25 mpg hwy<sup>(19)</sup> – Standard

140.3 cu. ft. maximum cargo volume – Standard

Stow 'n Go® Seating and Storage System – Available

Power sliding doors and power liftgate – Available

Uconnect® radios and communications systems, with crisp color screens and navigation – Available

Advanced multistage driver and front-passenger air bags<sup>(20)</sup> with low-risk deployment – Standard

Supplemental side-curtain air bags<sup>(20)</sup> for outboard seating positions in all three rows and front-seat-mounted side and driver's-side knee blocker air bags<sup>(20)</sup> – Standard

ParkSense® Rear Park Assist System<sup>(4)</sup> – Available

Remote Keyless/Illuminated Entry System – Standard

Single-DVD Entertainment Group – Available

Stow 'n Place® Roof Rack – Available



## DODGE JOURNEY

 UP TO **25** MPG<sup>(18)</sup> HWY  
 **2,500**<sup>(11)</sup> MAX TOWING (LB)  
 AVAILABLE **3.6L** PENTASTAR V6

3.6L Pentastar Flex Fuel Variable Valve Timing (VVT) V6 offers impressive power and up to 17 city/25 mpg hwy<sup>(19)</sup> – Available

Suspension is ideally tuned for agile handling and smooth ride

19-inch wheels – Available

Gorgeous interior with seven-occupant seating

Seven air bags<sup>(20)</sup> – Standard

Maximum cargo capacity: approx. 68 cu. ft.

Rear entertainment/DVD system for Crossroad Plus and GT models – Available

Uconnect radios with 4.3- or 8.4-inch color touchscreen and navigation – Available

ParkSense Rear Park Assist System<sup>(4)</sup> – Available

ParkView® Rear Back-Up Camera<sup>(4)</sup> – Available

Child Seat Anchor System (LATCH) – Standard

Expansive storage, with a tri-fold load floor that holds up to 250 lb of cargo



## DODGE DURANGO

 UP TO **26** MPG<sup>(22)</sup> HWY  
 **7,400**<sup>(11)</sup> MAX TOWING (LB)  
 **84.5** CARGO VOLUME (CU. FT.)

3.6L Pentastar® V6, offering up to 6,200-lb towing capacity<sup>(11)</sup> – Standard  
Up to 26 mpg hwy<sup>(21)</sup> – Standard

5.7L HEMI® V8 with Fuel Saver Technology and Variable Valve Timing (VVT); can tow up to 7,400 lb<sup>(11)</sup> – Available

8-speed Automatic transmission – Standard

Engine Stop/Start (ESS) technology – Available

Electric power steering – Standard

Thin Film Transistor (TFT) reconfigurable digital gauge cluster – Standard

With the rear seats folded down, Durango offers 84.5 cu. ft. of cargo space

Five-occupant seating – Standard

Enhanced Accident Response System (EARS) – Standard

Forward Collision Warning (FCW)<sup>(10)</sup> – Available

Power liftgate – Available

Second-row 60/40 Fold-and-Tumble three-passenger bench seat – Available

Second-row Fold-and-Tumble Captain's Chairs – Available

Uconnect® systems – Standard and available

Rear-seat Blu-ray™/DVD system with two nine-inch screens – Available

BeatsAudio™ Premium Audio System – Available



## FIAT® 500X

 UP TO **33** MPG<sup>(22)</sup> HWY  
 UP TO **180** HORSEPOWER  
 **9-SPEED** AUTOMATIC TRANS

1.4L MultiAir® turbocharged engine, 160 hp/184 lb-ft of torque and up to 33 mpg hwy<sup>(22)</sup> – Standard on Pop FWD models

2.4L MultiAir 4-cylinder Tigershark® engine produces 180 hp/175 lb-ft of torque – Standard on Pop AWD, Trekking and Lounge; available on Pop FWD

All-Wheel Drive (AWD) capability on all trims levels – Available

3.5-inch black and white or full-color cluster display – Standard

FIAT Dynamic Selector with three modes: Auto, Sport and Traction+ – Available

Next Generation Uconnect Radios with 7-inch color touchscreen display – Standard

Apple CarPlay™ and Android Auto™ capable – Standard

GPS Navigation – Standard on Lounge; available on Trekking

SiriusXM® Satellite Radio<sup>(14)</sup> with one-year trial subscription – Standard on Trekking and Lounge

SiriusXM Satellite Radio<sup>(14)</sup> one- and two-year-trial extensions – Available

SiriusXM Travel Link<sup>(14)</sup> and SiriusXM Traffic Plus<sup>(14)</sup> with five-year trial subscription – Available

Integrated Voice Command<sup>(3)</sup> with Bluetooth® for hands-free communication – Standard

Steering wheel-mounted audio and cruise controls – Standard

Up to 70 standard and available Safety and Security features



FIAT® 500



FIAT 500L



CHRYSLER 300



DODGE CHARGER



1.4L MultiAir® I-4 engine with 5-speed Manual or available 6-speed Automatic; 101 hp/97 lb-ft of torque and up to 38 mpg hwy<sup>(23)</sup> – Standard

Cabrio retractable soft top – Available on all trims

Fixed glass roof – Standard on Lounge

Electronic Stability Control (ESC)<sup>(18)</sup> and Hill Start Assist – Standard

Premium 7-inch Thin Film Transistor (TFT) cluster display – Standard

Sport Mode for a more responsive overall performance – Standard

Leather-wrapped steering wheel with mounted audio and cruise controls – Standard

Heated front seats – Standard on Lounge

Seven standard air bags<sup>(20)</sup> including driver knee bolster and supplemental front-seat-mounted side air bags<sup>(20)</sup> – Standard

50/50 split-folding rear seats with adjustable headrests – Standard

Six-speaker Alpine® Premium Audio System – Standard

ParkSense® Rear Park Assist System<sup>(4)</sup> – Standard on Lounge and Cabrio models

Tire Pressure Monitoring System – Standard

Uconnect® 5-inch touchscreen display – Standard

Integrated Voice Command<sup>(3)</sup> with Bluetooth® for hands-free communication – Standard



1.4L MultiAir Turbo I-4 engine mated to the 6-speed Automatic transmission with AutoStick; 160 hp/184 lb-ft of torque and up to 30 mpg hwy<sup>(24)</sup> – Standard

Refreshed interior and exterior features with simplified lineup: Pop, Trekking and Lounge

Leather-wrapped steering wheel with mounted audio and cruise controls – Standard

60/40 split-folding rear seats with Tilt, Tumble & Slide function – Standard

ParkView® Rear Back-Up Camera<sup>(4)</sup> – Standard

ParkSense Rear Park Assist<sup>(4)</sup> – Available

Seven standard air bags<sup>(20)</sup> including driver knee bolster

Next Generation Uconnect 7-inch touchscreen display radio – Standard

GPS Navigation – Standard on Trekking and Lounge; available on Pop

Apple CarPlay™ and Android Auto™ compatible – Standard

SiriusXM® Satellite Radio<sup>(14)</sup> with one-year trial subscription – Standard on Trekking and Lounge

SiriusXM Traffic<sup>(14)</sup> with five-year trial subscription – Standard on Trekking and Lounge

Integrated Voice Command<sup>(3)</sup> with Bluetooth for hands-free communication – Standard

Almost 360-degree views with power dual-pane glass sunroof – Available



3.6L Pentastar® – Standard, with available Flex Fuel capability and up to 30 mpg hwy<sup>(25)</sup>

5.7L HEMI® V8 Variable Valve Timing (VVT); 363 hp/394 lb-ft of torque – Available

8-speed Automatic transmission with rotary shifter – Standard

All-Wheel Drive (AWD) with automatic front axle disconnect – Available

SafetyTec™ Plus Group – Available

ParkView® Rear Back-Up Camera<sup>(4)</sup> – Standard

ParkSense® Front and Rear Park Assist<sup>(4)</sup> Systems – Available

Integrated Voice Command<sup>(3)</sup> with Bluetooth® – Standard

7-inch Driver Information Display (DID) – Standard

Heated/ventilated front seats and heated rear seats – Available

Uconnect® 4C 8.4-inch display radio system with Apple CarPlay™ and

Android Auto™ – Standard

Value Package – Available

Livery Package – Available

Heated outboard second-row seats – Available

Capless fuel filler system – Standard

Fleet-friendly 300 Touring model with standard cloth seats and 17-inch aluminum wheels – Available, and new for 2018



300-hp 3.6L Pentastar V6 with up to 30 mpg hwy<sup>(26)</sup> – Available

3.6L Pentastar with Flex Fuel capability – Available

5.7L V8 engine – Standard on R/T

TorqueFlite® 8-speed Automatic transmission for V6 and V8 models – Standard

AWD with front axle disconnect – Available

Exterior lighting including projector headlamps with LED accents, LED fog lamps and the signature seamless racetrack taillamp

7-inch Thin Film Transistor (TFT) reconfigurable digital gauge cluster – Standard

8.4-inch Uconnect touchscreen radio – Available

More than 80 standard and available Safety and Security features

Navigation and Travel Group – Available

Remote Keyless Enter 'n Go™ Illuminated Entry – Standard

Electronic Stability Control<sup>(18)</sup> – Standard

Center Console with 12-volt Power Outlet – Standard

Acoustic Windshield and Front-door Glass – Standard

Battery – 730-amp maintenance-free – Standard

Full-length Floor Console – Standard



DODGE CHARGER PURSUIT



DODGE DURANGO SPECIAL SERVICE



RAM 1500 SPECIAL SERVICE



RAM PROMASTER® CARGO VAN



- 3.6L Pentastar® with Flex Fuel capability – Standard
- 5.7L HEMI® V8 with Fuel Saver Technology – Available
- Advanced All-Wheel-Drive (AWD) System – Available
- Vehicle System Interface Module (VSIM) – Standard
- 7-inch reconfigurable digital gauge cluster – Standard
- Wire Prep and Power Distribution Center (PDC) – Available
- Ballistic front door panels – Available
- Driver and passenger seatback anti-stab panels – Available
- Heavy-duty four-wheel disc brakes
- Upfit packages and accessories – Available
- Specialized seats designed for full duty belts
- Advanced high-strength steel structure; safety cage strength exceeds federal mandates
- P245/55R18 V-rated tires – Available
- 12.1-inch Integrated Display Package – Available
- ParkSense® Rear Park Assist<sup>(4)</sup> with Back-Up Camera<sup>(4)</sup> – Available
- Heavy-duty suspensions with load leveling and height control
- Wiring Prep Package with PDC – Available
- Secure Park – System prevents idling cars from being driven without the key fob



- 3.6L Pentastar V6 with Variable Valve Timing (VVT) – Standard
  - 290 hp/260 lb-ft of torque
  - Up to 600 highway miles on a single tank of fuel<sup>(27)</sup>
- 5.7L HEMI V8 with Multi-Displacement System (MDS)/Fuel Saver Technology – Available
  - 360 hp/390 lb-ft of torque
- TorqueFlite® 8-speed Automatic transmission – Standard
- Rear-Wheel Drive (RWD) – Standard
- AWD – Available
- Special Service Group – Standard, and includes:
  - Heavy-duty 220-amp alternator
  - Upgraded battery with 800 cold cranking
  - Heavy-duty cooling and brake package
  - Spotlight wiring pre-prep
  - Rear load-leveling suspension system
- Wiring Prep Package with PDC – Available
- Towing Prep Package, for trailering up to 7,400 lb<sup>(1)</sup> – Available



- 5.7L HEMI V8 with Fuel Saver Technology and Variable Valve Timing (VVT):
  - 395 hp/410 lb-ft of torque – Standard
- 65RFE 6-speed Automatic transmission – Standard
- Part-time Four-Wheel-Drive (4WD) System – Standard
- Heavy-duty engine cooling and braking systems – Standard
- 220-amp alternator – Standard
- Intelligent Deceleration Fuel Shut-Off (iDFSO) deactivates the fuel injectors during deceleration to save fuel – Standard
- RamBox® Cargo Management System – Available
- 3.92 rear axle ratio – Available
- Antispin rear differential – Available
- Power adjustable pedals – Available
- Remote keyless entry – Standard
- Quad-lens halogen headlamps – Standard
- Electronic Stability Control (ESC)<sup>(18)</sup> System – Standard
  - Includes ABS, Rain Brake Support, Ready Alert Braking, Electronic Roll Mitigation, Brake Assist, Hill Start Assist and Trailer Sway Damping<sup>(18)</sup> – Standard
- ParkView® Rear Back-Up Camera<sup>(4)</sup> – Standard



- 3.6L Pentastar® V6 with VVT – Standard
  - 280 hp/260 lb-ft of torque; towing up to 5,100 lb<sup>(1)</sup> for all models
- Available in 1500, 2500 and 3500 weight classes, with three wheelbase lengths, two roof heights, and a variety of body lengths that include extended body versions
- Adaptable design invites 13 possible configurations
- Stand-out features include outstanding standard cargo height (65.4 in), spacious cargo width (75.6 in) and generous width between the wheel wells to accommodate a standard pallet (55.8 in)
- High roof extends cargo height area to 76 inches – Available
- Worker-friendly low load floor height of 21 inches – Standard
- 118-inch wheelbase Cargo Van models deliver extremely low and city-friendly turning diameter – only 36.3 ft
- High-performance braking system with Brembo® calipers – Standard
- Four-channel antilock braking system (ABS) – Standard
- Front-Wheel Drive (FWD) with rack and pinion steering and telescoping steering column – Standard
- MacPherson strut front suspension with large, 62-mm twin-tube shock absorbers – Standard



## CHRYSLER PACIFICA HYBRID



### THE CHRYSLER PACIFICA HYBRID OFFERS UP TO 84 MPG<sup>(9)</sup>

The 2018 Pacifica Hybrid breaks through the fuel barrier by giving owners a simple approach to driving on combined electric and gas power with the same vehicle. Look to Hybrid technology for an outstanding EPA estimated fuel economy of up to 84 MPG<sup>(9)</sup>, a 33-mile electric range<sup>(9)</sup>, and a total driving range of up to 566 miles<sup>(9)</sup>. It's about not having to compromise space for efficiency – take your family into the future with the best of both worlds.

Innovative Pacifica Hybrid technology seamlessly transfers between gas and electric power based on how you're driving at that moment for worry-free operation. At lower range city speeds you can drive on all-electric power, and on the highway the gas engine activates for increased horsepower and torque, allowing the electric motor to work once at cruising speeds – intuitively utilizing the dual system to help optimize fuel economy.

The Hybrid Electric Pages' efficiency coach offers simple driving-guidance tools, while a Hybrid Uconnect<sup>®</sup> smart app provides vehicle information remotely, so you can always be prepared and plan your charging schedule accordingly.



Look to the hybrid technology for outstanding fuel economy of:

- 84 city MPG<sup>(9)</sup>
- 33-mile electric range<sup>(9)</sup>
- Total driving range of 566 miles<sup>(9)</sup> with tank and charge

Unique Driver Information Display (DID) with customizable side gauges for efficiency and power usage

Unique Ice Blue stitching – Available

110-volt plug in charging capability – Standard

240-volt plug in charging capability – Available

Regenerative Brake system – Standard

High-voltage electrically charged 16-kWh battery – Standard

Removable second-row bucket seats – Standard

Stow 'n Go<sup>®</sup> third-row bench seat – Standard

Tri-Pane Panoramic Sunroof – Available

Uconnect Theater with Streaming – Available



## RAM 2500 CNG



Ram 2500 CNG delivers heavy-duty Ram capability and legendary HEMI<sup>®</sup> V8 power with dual-fuel efficiency

Regular or Crew Cab models offered in Tradesman<sup>®</sup> or SLT trim level 4x2 or 4x4 configuration, 8-foot box only

Legendary 5.7-liter HEMI V8 is calibrated for dual-fuel operation, with modified internal engine components, hardened valves and valve seats, and specially designed spark plugs – all factory-installed

Dual-fuel operation is seamless and automatic; no operator input or driver operation is required

Ram 2500 CNG features two specialized, ultra-strong CNG tanks contained in a 50-ksi steel box

– CNG volume is the equivalent of 18 gallons of gasoline; projected range of operation from CNG is estimated at 255 miles<sup>(9)</sup>

– Driving range suits fleets with practical efficiency: the 32-gallon unleaded fuel tank gas-only driving range is an estimated 448 miles<sup>(9)</sup>

– Range of operation from all fuels with the 32-gallon gas tank is uncommonly high, estimated at 703 miles<sup>(9)</sup>



## FIAT<sup>®</sup> 500e<sup>(2B)</sup>



This zero-emission high-performance electric vehicle features a 24-kWh lithium-ion battery and an 83-kW (111-hp) motor, with 147 lb-ft of torque

103 hwy MPG<sup>(9)</sup> and excellent 121 city MPG<sup>(9)</sup> with EPA combined 84-mile range<sup>(9)</sup>

A 240-volt Level 2 charging system charges the battery within four hours – Available

Ride and handling are engineered to accommodate the added weight from the lithium-ion battery pack

Seven standard air bags<sup>(20)</sup> including driver knee bolster

Rear 50/50 split-folding seats

Leather-wrapped steering wheel with audio and cruise controls

Bi-functional halogen projector headlamps and fog lamps

Four-wheel antilock regenerative disc brakes

Premium 7-inch Cluster Display

Alpine<sup>®</sup> Premium Audio System

SiriusXM<sup>®</sup> Satellite Radio<sup>(14)</sup> with one-year trial subscription

Uconnect<sup>®</sup> 5-inch touchscreen display

Integrated Voice Command<sup>(3)</sup> with Bluetooth<sup>®</sup> for streaming audio

Remote Keyless Entry

ParkSense<sup>®</sup> Rear Park Assist System<sup>(4)</sup>

ParkView<sup>®</sup> Rear Back-Up Camera<sup>(4)</sup>



The comprehensive portfolio of vehicles in this Product Showcase deliver it all.

Here's where you'll find hard-working commercial trucks and vans for business and industry. It's where spacious and fuel-friendly sedans and passenger cars work side-by-side with the terrain-mastering and world-famous Jeep® Brand. It's where our innovative minivans – always a family and fleet favorite – join forces with a dynamic inventory of police-specific vehicles.

And yet, these vehicles merely start the many advantages of FCA Fleet.

Just as important are the many support systems that make FCA Fleet and your company work together like a fine-tuned watch. Whether you're a Fortune 500

company, a national rental company or a thriving small business, our teams of dedicated professionals stand behind you, supplying time- and money-saving services, indispensable routine maintenance and constant communications.

Our goal is both simple and serious: we make it our business to earn not merely your business, but more importantly, your trust and partnership.

Specialized programs – like **BusinessLink** and **Automobility**, both detailed on the next page – support the needs of your business, big or small.

That's FCA Fleet and you: teamwork based on trust, reliability and quality.

## BUSINESS LINK

If you're in business, you've got partners whose sole responsibility is to look out for you. This select group of commercial dealers supply the wherewithal, knowledge and capability to completely service – and serve – your fleet.

**BusinessLink** was developed to deliver prompt and expert service bolstered by an impressive list of ancillary advantages to keep your business humming. The reason? We completely understand the differences between commercial and industrial needs and those of the typical retail driver.

Enrollment is free, and there are no annual dues or fees. Advantages include:

- Extended service hours just for BusinessLink customers
- Special next-day-open service
- Discounts on selected Mopar® Accessories
- Increased inventory of parts subject to heavy job-related wear
- Job-site service in some areas
- Loaner vehicles at no charge (for selected vehicles)
- 24-hour towing to dealership for service
- Shuttle service – Free
- Unrestricted service – BusinessLink dealers service all makes and models

## FCA AUTOMOBILITY PROGRAM

Our commitment to supply drivers with the right vehicle is dramatically illustrated by our **Automobility Program**. We've been diligent in helping the disabled enter, exit and/or operate a new FCA vehicle, through people-friendly upfits and customizing adaptive equipment.

Compatible vehicles include virtually every model in our portfolio, and requirements are minimal. After the purchase of a new Chrysler, Dodge, Jeep®, FIAT® or Ram vehicle, you'll contact an adaptive equipment installer to ensure the adaptation (lowered floors and ramps; lifts, hoists and carriers; running boards; driving controls, specialized seating, and more) will meet the need at hand. Financing assistance and conventional financing are both available.

To find out more, please consult your dealer, or call the Automobility Program Headquarters at (800) 255-9877 for eligibility requirements, promotions, personal histories and program expiration dates.

Chrysler Pacifica made wheelchair accessible by BraunAbility®.